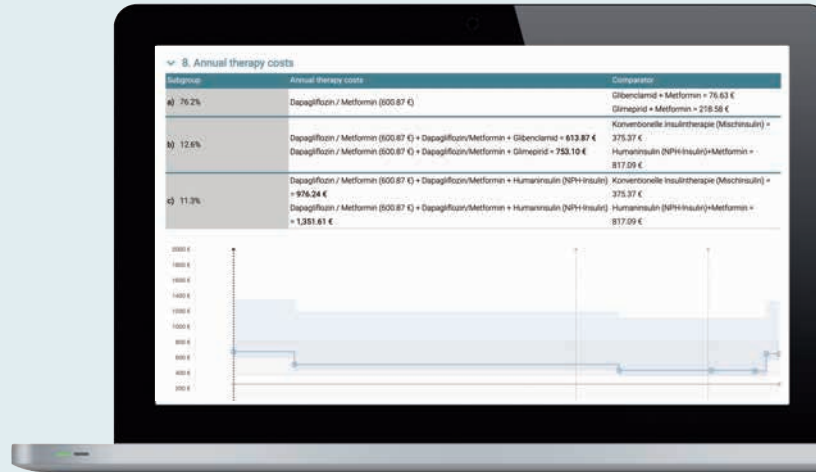




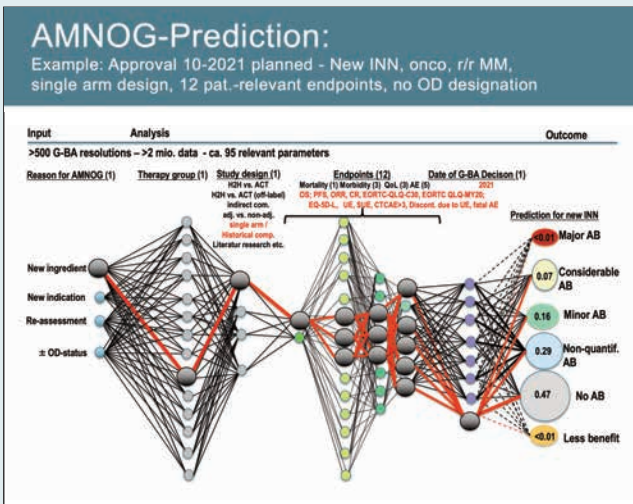
Pricing tool: reimbursement price trends

- Package and reimbursement prices over time
- **NEW:** mean annual therapy costs, weighted by patient share
- **NEW:** mean appropriate comparative treatment costs, weighted by patient share
- **NEW:** premium over the appropriate comparative treatment before and after reimbursement price negotiations



NEW: Prediction tool: additional benefit forecast

- Forecast of the extent and probability of an additional benefit in the AMNOG procedure after Phase I/II
- Algorithm-based machine-learning program
- Self-learning system (supervised learning) based on more than 2 million individual data points and over 500 G-BA resolutions
- Forecast based on accuracy, mode of action, marketing authorisation, study design, comparator and endpoints
- Optimum planning for joint scientific advice (BfArM/G-BA)



 **Institut für Pharmakologie
und präventive Medizin**
Dr. Johannes Hankowitz
Dr. Bramlage & Dr. Hankowitz Partnerschaft

Contact us: Dr. Johannes Hankowitz · Adelsbergstraße 23, 81247 München
Phone: 089-18948312 · E-Mail: hankowitz@ippmed.de · www.amnog-monitor.com



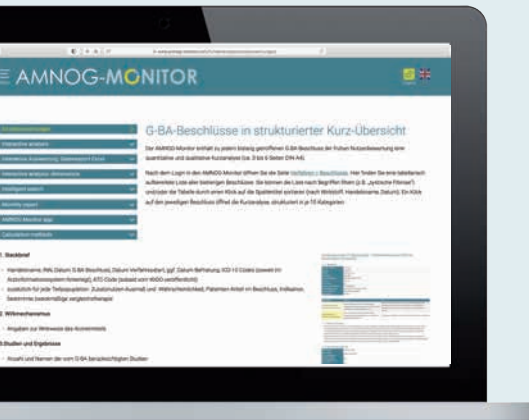
Interactive online analysis tool
www.amnog-monitor.com

AMNOG-MONITOR

Individual early benefit assessment analysis

Analysis · Pricing · Prediction

AMNOG-MONITOR

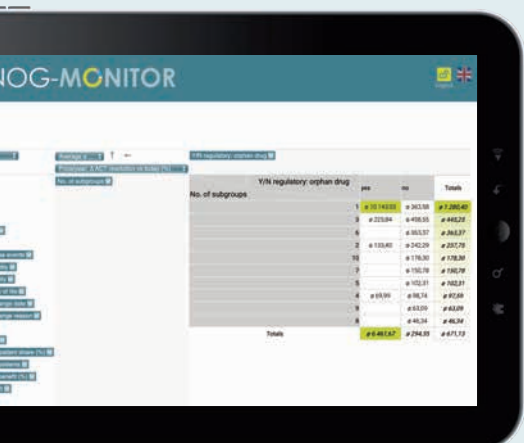
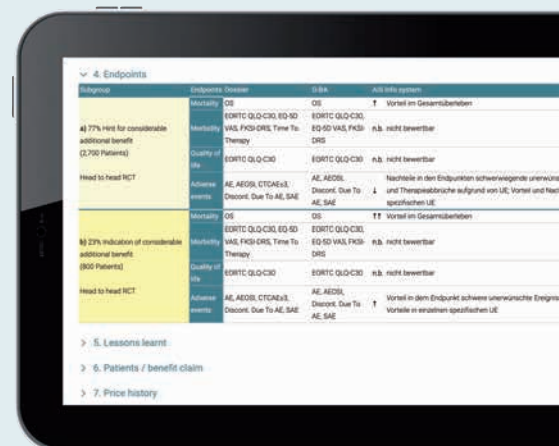


Overview of early benefit assessments and the outcome of price negotiations

- Analyses of all G-BA early benefit assessment resolutions
- Price trends for all assessed medicinal products
- An absolute must for managers and decision-makers, especially from the fields of HTA, pricing and reimbursement, medicine, research and development, business development and legal affairs
- Index-based full-text search
- Bilingual (English and German)

Information on all G-BA resolutions

- Monthly overview of the G-BA's decision-making practice
- Structured individual analyses of every G-BA resolution (over 500 decisions) plus lessons learnt for each case
- Management presentation on the current status of early benefit assessment (English-language PPT presentation, approx. 80 slides)
- Comparison of all decisions: pharmaceutical company's claims, IQWiG assessment and G-BA resolution for all subpopulations, including weighting by patient numbers
- Evaluations by indication area
- **NEW:** data from the AIS information system for physicians, such as endpoint assessment ("arrows") and ICD-10 codes
- All files available for download as PDFs



Analysis tool: interactive evaluation of all G-BA resolutions

- Pivot table with all G-BA resolutions
- **NEW:** pivot table with all subpopulations
- Evaluations by reason for procedure, additional benefit, type of marketing authorisation (CAR-T, ATMP, conditional approval, etc.), reassessments, arbitration decisions, withdrawals and much more
- **NEW:** evaluation options by appropriate comparative treatment, control group APIs, submitted endpoints, average annual therapy costs
- Links to all individual analyses
- **NEW:** simplified Excel export